


## FXS01

### Microwave Motion Sensor

*Incorporating DUAL PHOTOCCELL technology*

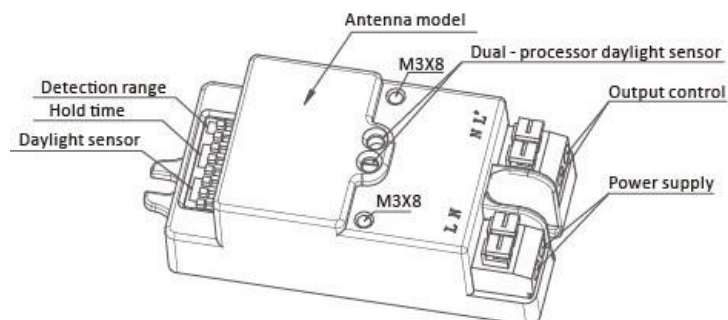


#### Features

5.8GHz C-band microwave motion sensor for on/off control

Operating voltage:	220 - 240V AC 50Hz
Rated load:	200W @ 120V AC (capacitive) 400W @ 200 - 277V AC (capacitive)
Stand-by power:	< 0.5w.
Dual sensor:	real lux off function for built-in application.
Zero-cross circuit:	protects relay against in-rush current
Detection range:	up to 12m
Mounting height:	3 - 6m
Operational temp.:	-20°C to +70°C

5-year warranty<sup>[1]</sup>



## Settings

### Detection range

Detection range can be adjusted by selecting the combination on the DIP switches to suit each application.

	1	2		
I	●	●	100%	ON ↓ OFF
II	●	○	75%	
III	○	●	50%	
IV	○	○	25%	

### Hold-time

Use the DIP switches to adjust the 'on' time after motion detected.

	3	4	5		
I	●	●	●	T3s*	ON ↓ OFF
II	●	●	○	30s	
III	●	○	○	90s	
IV	○	●	○	5min	
V	○	○	●	10min	
VI	○	○	○	30min	

### Test mode

When hold-time set at 3s, the sensor enters test mode in order to select the desired detection range/sensitivity. In this mode the daylight sensors are disabled so when there is no motion the luminaire stays off. When there is motion detected the sensor cycles 3s on and 2s off.

### Daylight sensor

Adjust the DIP switches to set the threshold at which the dual photocell sensor activates:

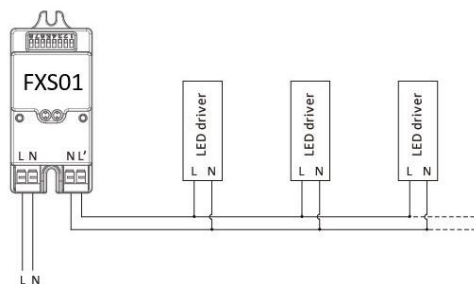
- Disable: motion sensor operational in darkness
- 25 - 50lux: motion sensor operational in twilight
- 2 - 10lux: motion sensor operational in daylight

	6	7	8		
I	●	●	●	Disable	ON ↓ OFF
II	●	○	○	50lux	
III	○	●	○	25lux	
IV	○	○	●	10lux	
V	○	○	○	2lux	

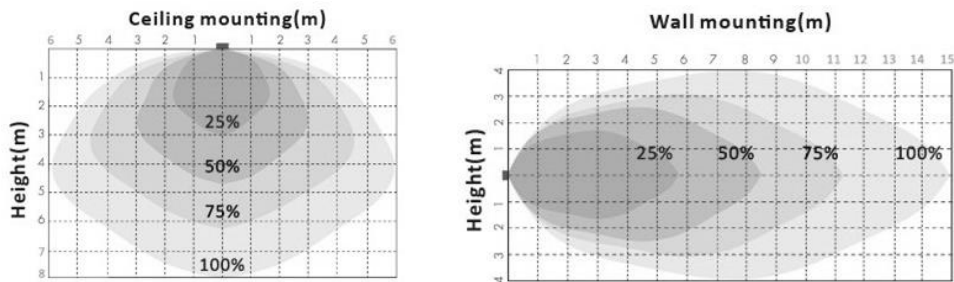
### Dual Photocell

Using dual photocell technology, FXS01 can differentiate between natural light and artificial light from behind the diffuser. It can switch the luminaire off automatically whenever ambient light is sufficient.

### Typical Connection Diagram



## Detection Pattern



## Dimensions



## COMPLIANCE

- EN 55015:2013 Limits and methods of measurement of radio disturbance characteristics of electrical lighting and similar equipment
- EN 61547:2009 Equipment for general lighting purposes — EMC immunity requirements
- IEC 61000-3-2 Electromagnetic compatibility (EMC) – Part 3-2: Limits – Limits for harmonic current emissions
- BS EN 61000-3-3:2008 Electromagnetic compatibility (EMC). Limits. Limitation of voltage changes, voltage fluctuations and flicker in public low-voltage supply systems, for equipment with rated current  $\leq 16$  A per phase and not subject to conditional connection
- EN 61058-1:2002/A2:2008 Switches for appliances - Part 1: General requirements
  - LVD 2014/35/EU
- RoHS

[1] Terms and conditions apply. See website for details.

### Contact

[hello@fox-lux.co.uk](mailto:hello@fox-lux.co.uk)

[www.fox-lux.co.uk](http://www.fox-lux.co.uk)

